

WE VALUE



YOUR HOME



Orchard Close, Shillingford
£395,000



Situated within a pleasant cul-de-sac in the village of Shillingford, this link-detached bungalow is offered to the market with no onward chain.

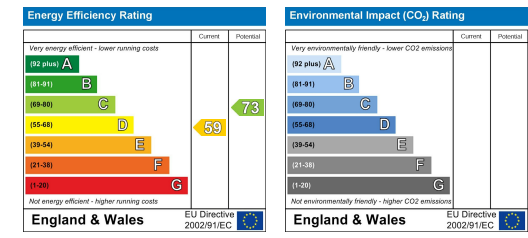
The accommodation includes three well-proportioned bedrooms, a lounge enjoying a south-west facing aspect and a kitchen, with a family bathroom completing the layout. The south-west orientation allows plenty of natural light throughout the day, a benefit that extends to the garden, creating a bright space to enjoy across the seasons.

Further advantages include a garage and convenient off-street parking. Well placed for access to local countryside and nearby towns & villages, this bungalow offers a practical layout with clear potential for improvement.



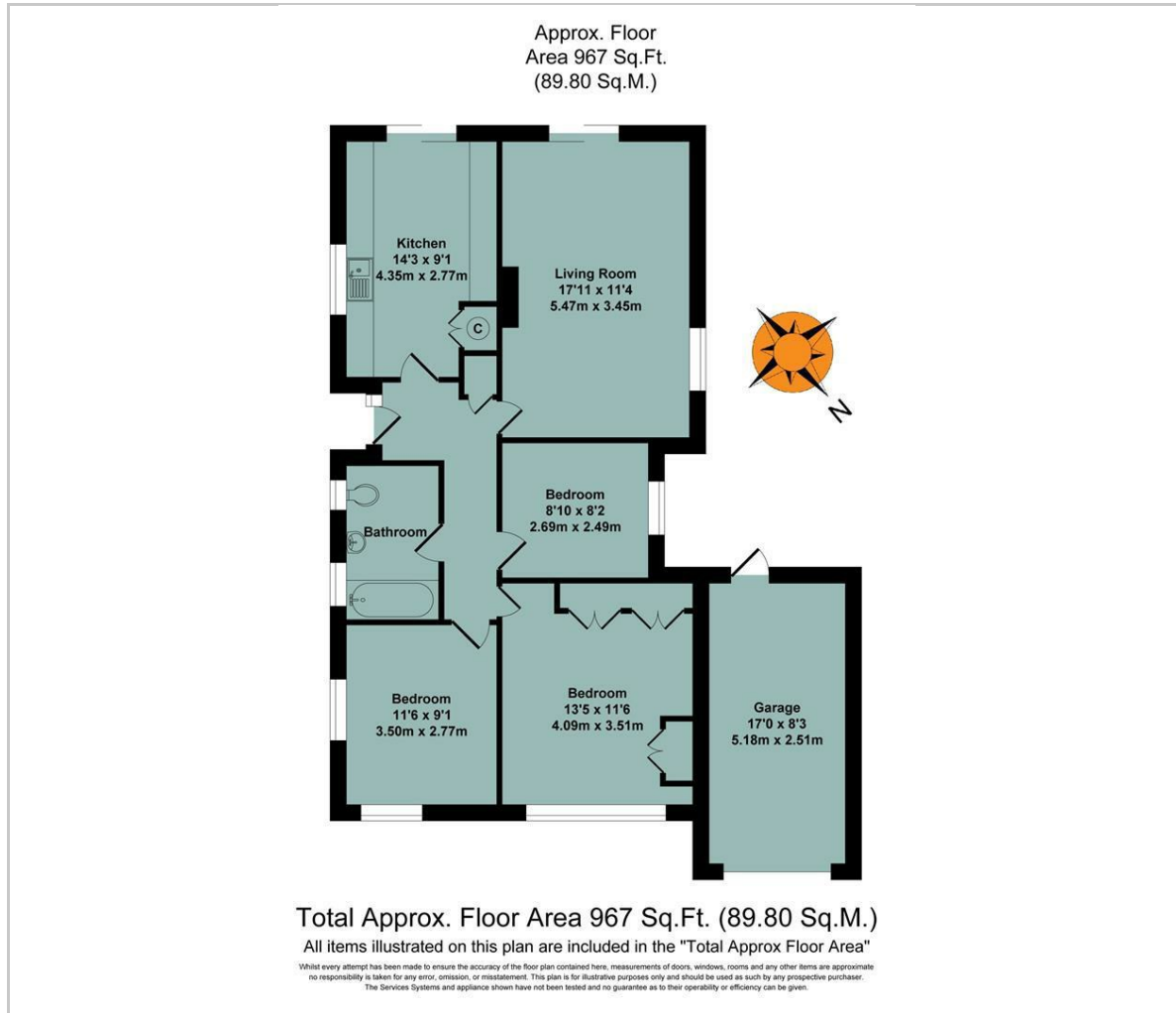


- LINK-DETACHED BUNGALOW
- AVAILABLE WITH NO ONWARD CHAIN
- SOUTH-WEST FACING ENCLOSED REAR GARDEN
- OPPORTUNITY FOR MODERNISATION - ADD YOUR PERSONAL TOUCH
- THREE WELL-PROPORTIONED BEDROOMS
- GARAGE & OFF-STREET PARKING FOR ONE VEHICLE
- PLEASANT CUL-DE-SAC LOCATION

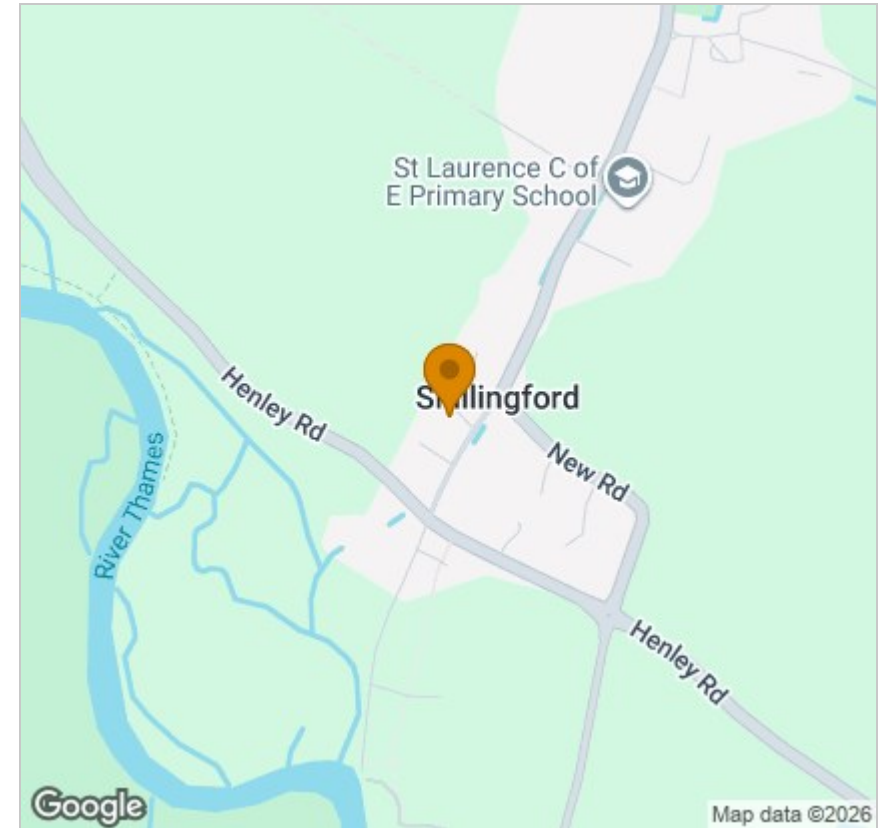


Energy Efficiency Graph

Floor Plan



Area Map



Viewing

Please contact our In House Sales & Lettings Office on 01491 839999 opt.1 if you wish to arrange a viewing appointment for this property or require further information.

These particulars, whilst believed to be accurate are set out as a general outline only for guidance and do not constitute any part of an offer or contract. Intending purchasers should not rely on them as statements of representation of fact, but must satisfy themselves by inspection or otherwise as to their accuracy. No person in this firm's employment has the authority to make or give any representation or warranty in respect of the property.

28 St Martins Street, Wallingford, Oxfordshire, OX10 0AL
Tel: 01491 839999 opt.1 Email: sales@inhouseestateagents.co.uk www.inhouseestateagents.co.uk